








jardinico®
CARACTÈRE



2025



	4	INTRODUCTION
	7	JCP.101 CENTERPOST ALU 7.5 ft. Square / 2.3m x 2.3m 9 ft. Hexagon / Ø 2.8m
	13	JCP.201 CENTERPOST ALU 15 ft. Octagon / Ø 4.5m
	19	JCP.301 SIDEPOST ALU 10 ft. Square / 3.0m x 3.0m 11.5 ft. Octagon / Ø 3.5m
	25	JCP.401 SIDEPOST ALU 10 ft. x 14 ft. Rectangle / 3.0m x 4.3m 13 ft. Octagon / Ø 4.0m
	31	JCP.501 QUAD SIDEPOST ALU (4) 10 ft. Square / (4) 3.0m x 3.0m
	36	FINISHES & FABRICS
	37	BASE & MOUNT OPTIONS
	38	ACCESSORIES

INTRODUCTION

True elegance is redefined in each umbrella with sleek lines and a slim stature. Designed and executed flawlessly down to the finest details, these shade statements incorporate an equally robust construction built for demanding applications. An array of color and finish options allows for effortlessly matching to other outdoor furnishings and elements. With shades that are uniquely taut and boast an impeccable finish, the umbrellas provide superior functionality and an ease of opening with a simple twist of the hand. Made to last for years to come, these innovative umbrellas do not just protect against the sun; but also embody beauty and elegance that serves as the finishing touch for any outdoor setting.

That is Jardinico® Caractère.





FEATURES:

- Extra sturdy, aluminum frame with a thickness of up to 3.0mm.
- 360° rotation (most styles).
- Seamless transition from post to base.
- Simple, minimalist, powder coated, hot galvanized steel base with all weather wheels that rotate.
- Locking wheels on base.
- Self-locking canopy fasteners.
- Protective cover included.

Shade as a style statement.



For accessories, see page 38.







SHOWN: JCP101-28H (CC - Charcoal) in 10059 Natté Dark Taupe

JCP.101 CENTERPOST ALU



FEATURES:

- Aluminum
- Magnodraulic Push-Up Lift System
- Self-Locking Canopy Fasteners
- Single Wind Vent
- Protective Cover

ITEM NO.:

JCP101-23SQ
JCP101-28H

SIZE:

7.5 ft x 7.5 ft (2.3m x 2.3m)
9 ft (2.8m)

CANOPY SHAPE:

Square
Hexagon











SHOWN: JCP201-45 (MW - Matte White) in 10020 Natté White

JCP.201 CENTERPOST ALU



FEATURES:

- Aluminum
- Telescopic Crank Lift System
- Self-Locking Canopy Fasteners
- Single Wind Vent
- Internal Mast Stem Cover
- Protective Cover

ITEM NO.:

JCP201-45

SIZE:

15 ft (4.5m)

CANOPY SHAPE:

Octagon











SHOWN: JCP301-30S (TK - Alu Teak) in 10020 Natté White

JCP.301 SIDEPOST ALU



Infinite Tilt
Front to Back, Left to Right

FEATURES:

- Aluminum
- 360° Rotation
- Crank Lift System
- Infinite Tilt (front to back, left to right)
- Self-Locking Canopy Fasteners
- Single Wind Vent
- Internal Mast Stem Cover
- Protective Cover

ITEM NO.:

JCP301-30SQ
JCP301-35

SIZE:

10 ft x 10 ft (3.0m x 3.0m)
11.5 ft (3.5m)

CANOPY SHAPE:

Square
Octagon







JCP.401





SHOWN: JCP343-RT (TK - Alu Teak) in 10020 Natté White

JCP.401 SIDEPOST ALU



Infinite Tilt
Front to Back

FEATURES:

- Aluminum
- 360° Rotation
- Crank Lift System
- Infinite Tilt (front to back)
- Self-Locking Canopy Fasteners
- Single Wind Vent
- Internal Mast Stem Cover
- Protective Cover

ITEM NO.:

JCP401-343RT
JCP401-40

SIZE:

10 ft x 14 ft (3.0m x 4.3m)
13 ft (4.0m)

CANOPY SHAPE:

Rectangle
Octagon







JCP.501





SHOWN: JCP501 (TK - Alu Teak) in 5404 Natural

JCP.501 QUAD SIDEPOST ALU



FEATURES:

- Aluminum
- Up to 430.5 sq. ft. of Coverage
- Crank Lift System
- Infinite Tilt (front to back)
- Each Canopy Opens and Tilts Individually
- Self-Locking Canopy Fasteners
- Single Wind Vent
- Internal Mast Stem Cover
- Protective Cover

ITEM NO.:

JCP501
JCP501-P3
JCP501-P2

DESCRIPTION:

Frame & (4) Canopies
Frame & (3) Canopies
Frame & (2) Canopies

CANOPY SHAPE:

Square 10 ft. per canopy



Gutters connect JCP.501 canopies together to span big surfaces and canalize rain-water.

Optional (one-piece) Gutters available.




FINISHES & FABRICS

Finishes



SS
Silver Anodized



CC
Charcoal



MW
Matte White
(Special Order)




TK
Alu Teak
Not available on JCP201
(Special Order, 5% Upcharge)


Fabrics




10020
Natté
White



10022
Natté
Grey Chiné



10059
Natté
Dark Taupe



10065
Natté
Carbon Beige



5401
Pacific
Blue



5404
Natural



5408
Black




5413
Spa




5417
Tuscan




5439
Navy



5476
Heather
Beige



5489
Coal



40428
Cast Ash



40433
Cast Silver

NOTE: Fabric and finishes shown are not to scale. Colors may vary slightly from the actual fabric and finish; please refer to the actual fabric swatch and frame sample to view true color and detail.

BASE & MOUNT OPTIONS

Compatible Base with Locking Wheels

Base finish matches frame finish except for TK (Alu Teak) which uses the CC (Charcoal) finish.



Locking all weather wheels rotate 360°.

FEATURES:

- Powder Coated
- Hot Galvanized Steel Base
- Locking Wheels

ITEM NO.:

JCB101
JCB301
JCB401

DESCRIPTION:

100 lbs. Freestanding Base
365 lbs. Freestanding Base
540 lbs. Freestanding Base

SIZE:

19.68" x 19.68" x 3.14"
39.37" x 39.37" x 6.29"
39.37" x 39.37" x 7.08"

COMPATIBLE STYLE:

JCP.101
JCP.201/JCP.301
JCP.401

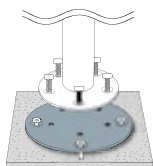
Compatible Mount Kits

Mount Kit options for concrete and in-ground mounting.

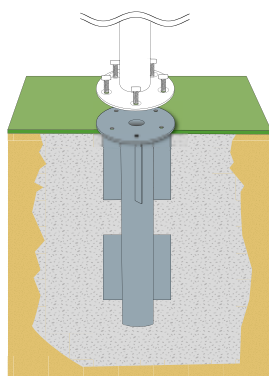
COMPATIBLE STYLE: JCP.201/JCP.301

ITEM NO.:	SIZE:	MOUNT KIT:
JCB-MKC21*	8.46" diameter, .63" thickness	Concrete
JCB-MKG16	6.3" diameter, .47" thickness, 19.53" depth	In-Ground

JCB-MKC21



JCB-MKG16



Includes:
Adapter plate & expansion bolts

Includes:
In-ground fitting

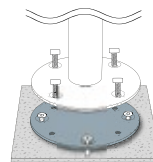
***Adapter Plate Finish Options:**
5T - Platinum | CC - Charcoal



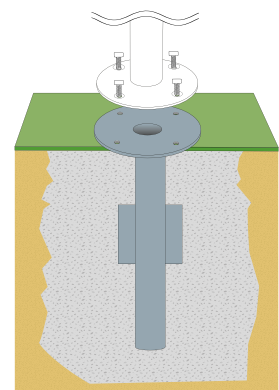
COMPATIBLE STYLE: JCP.401/JCP.501

SERIES:	ITEM NO.:	DESCRIPTION:	MOUNT KIT:
JCP.401	JCB-MKC25*	9.84" diameter, .63" thickness	Concrete
JCP.501	JCB-MKC501*	9.84" diameter, .63" thickness	Concrete
JCP.401 JCP.501	JCB-MKG25	9.84" diameter, .63" thickness, 19.69" depth	In-Ground

JCB-MKC25/JCB-MKC501



JCB-MKG25



Includes:
Adapter plate & expansion bolts

Includes:
In-ground fitting

***Adapter Plate Finish Options:**
5T - Platinum | CC - Charcoal



ACCESSORIES

MOROCCAN LANTERN



ITEM NO.:
JCA-MOR-SM
JCA-MOR-MD
JCA-MOR-LG

DESCRIPTION:
Moroccan Lantern
Moroccan Lantern
Moroccan Lantern

SIZE:
Small
Medium
Large

ANTIBES WINE TUB



ITEM NO.:
JCA-ANT-WTB

DESCRIPTION:
Antibes Wine Tub

ANTIBES WINE COOLER



ITEM NO.:
JCA-ANT-WCO

DESCRIPTION:
Antibes Wine Cooler



Lights sold separately





jardinico®
CARACTÈRE



jardinicousa.com

13401 Brooks Drive, Baldwin Park, CA 91706

626-338-8810 | 626-338-8816 fax | info@jardinicousa.com